












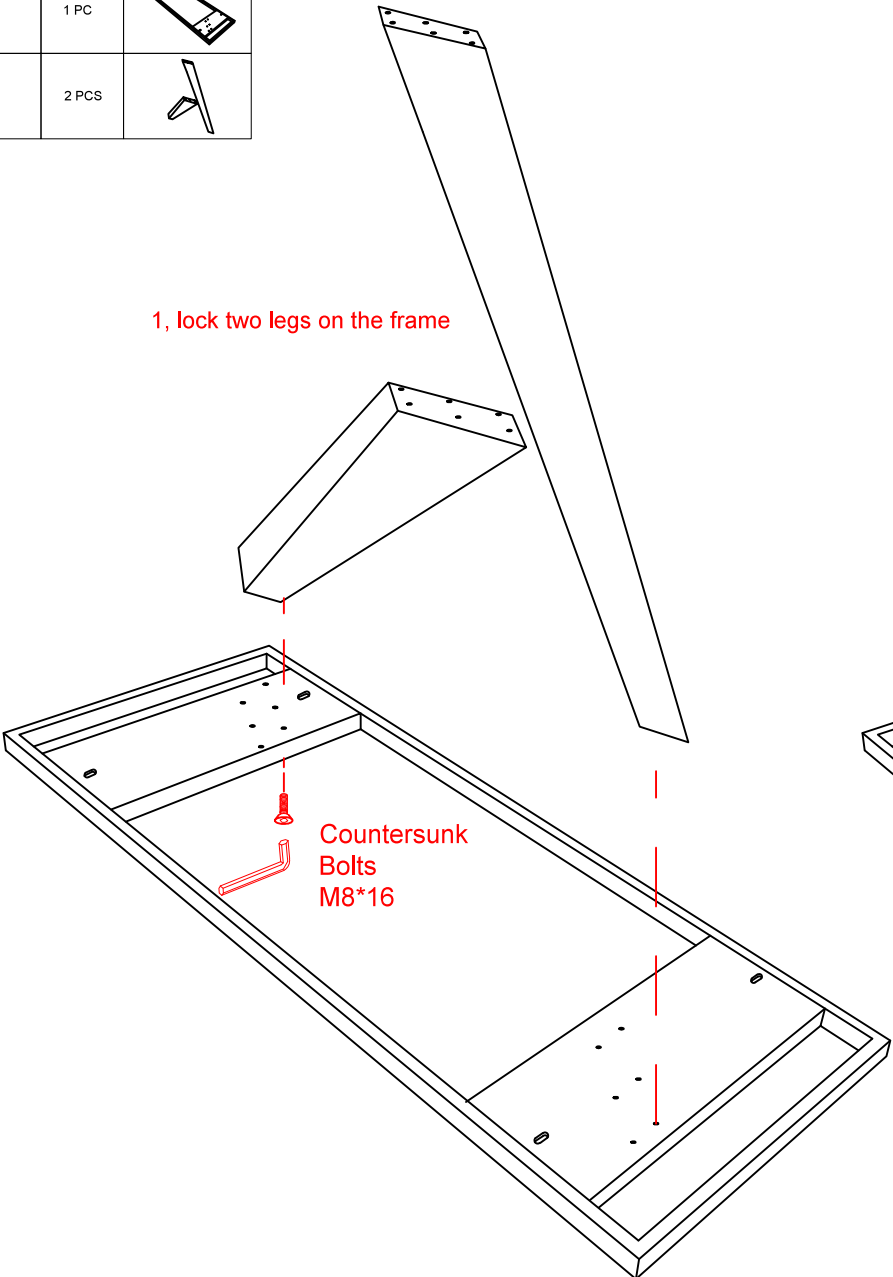
ASSEMBLING INSTRUCTION

GD8746

		Quantity	
A	table top	1 PC	
B	base	1 PC	
C	frame	1 PC	
D	legs	2 PCS	

		Quantity	
E	Allen key M8	1 pcs	
F	Nut plate	4pcs	
G	Countersunk bolts M8*16	12pcs	
H	Bolts M8*16	12 pcs	
I	Nut M 8	4 pcs	
J	Spancer M8	1 pcs	
K	Adjust bolts M8	4 pcs	

1, lock two legs on the frame



2, lock the base with two legs

