

KENDI


Assemble Instruction

ITEM










K8610

DESC.

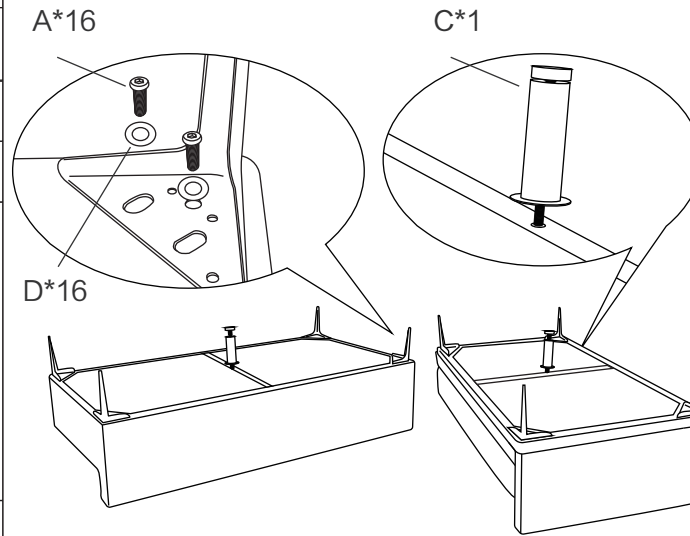
L-SHAPE SOFA



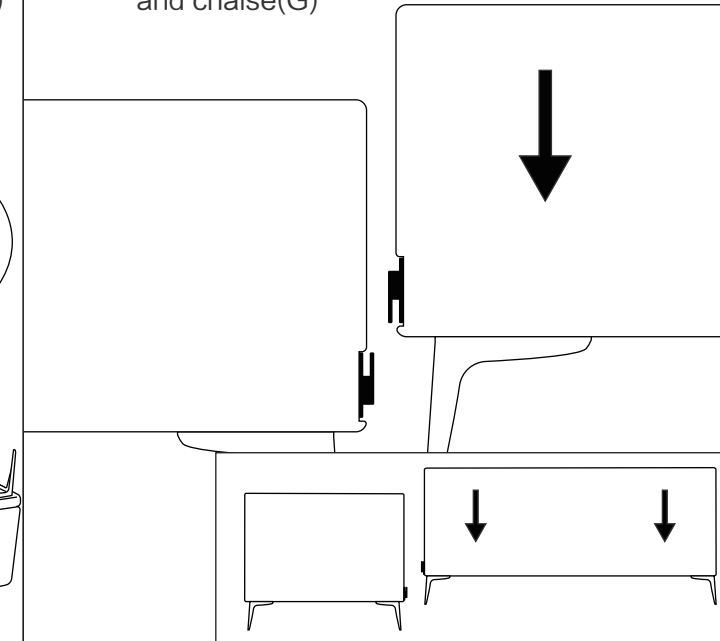
Accessories list

NO	NAME	PIC	QTY	NO	NAME	PIC	QTY
A	SCREWS		16	F	2-SEATER		1
B	SOFA LEGS		8	G	CHAISE		1
C	MIDDLE LEG		2	H	BACKREST CUSHION		3
D	SCREWS GASKET		16				
E	WRENCH		2	 Note: Assemble needs at least 2 people			

Step 1: Connect sofa legs(B) by screws(A) and screw gaskets(D). Connect middle leg(C)



Step 2: Connect 2-seater(F) and chaise(G)



Step 3: Zip up the cushion with backrest.

