








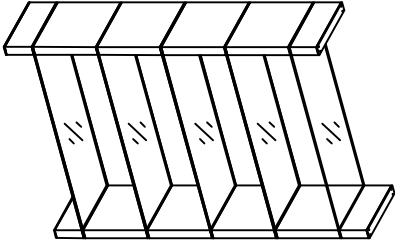


ASSEMBLY INSTRUCTION

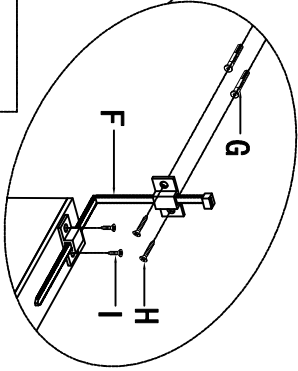
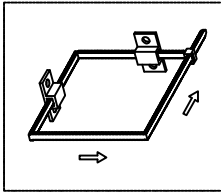
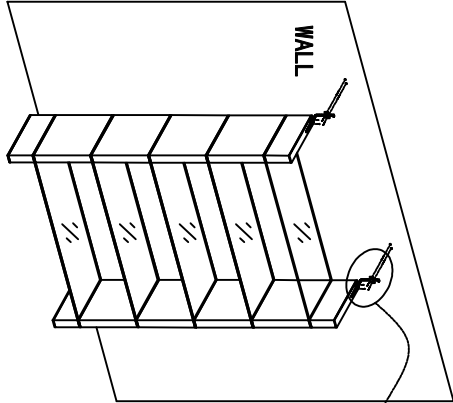
ITEM#: MQ2005SF

NO.	Design	Size	Qty	NO.	Design	Size	Qty
A		ø8	4	B		M8	4
C		ø14	1	D		ST4*25	8
E		ø12*40	20	F		4.5*20	2
G		ø10*50	4	H		ST4*50	4
I		ST4*16	4				

Finish



Step 1.



Step 2.

