

KENDI

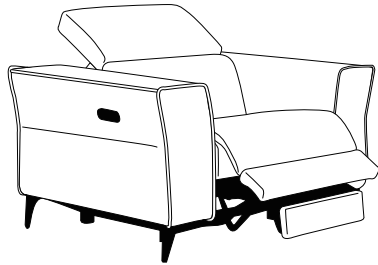
Assemble Instruction

ITEM



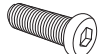

E9193


DESC.

RECLINER CHAIR

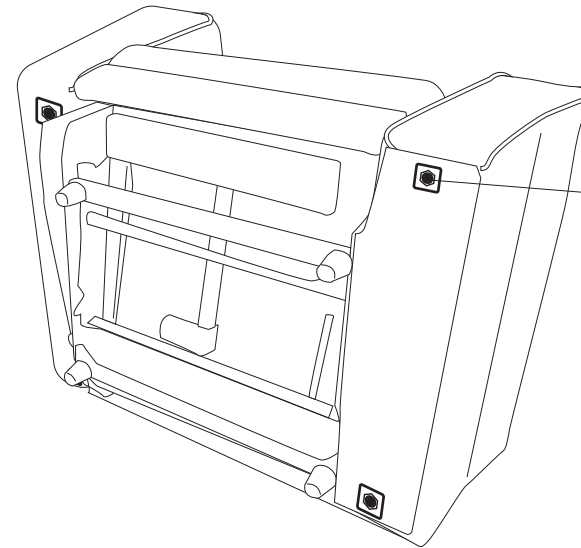


Accessories list

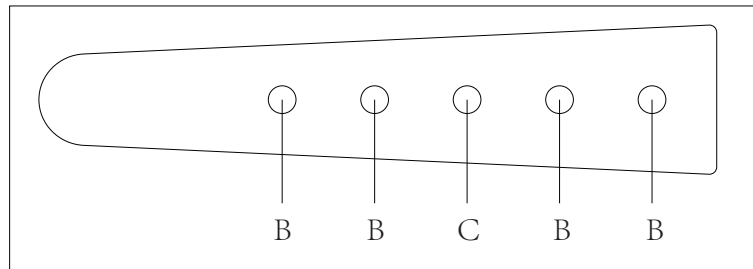
NO	NAME	PIC	QTY	NO	NAME	PIC	QTY
A	CHAIR		1				
B	Self-tapping screws		16				
C	Screws		4				
D	Sofa legs		4				



Note: Assemble needs at least 2 people



Position hole



Connect sofa legs(D) by tightening Screws(C) through the third hole on sofa leg to the position hole on sofa. Using the self-tapping screws(B) for other hole on sofa legs.

