

KENDI

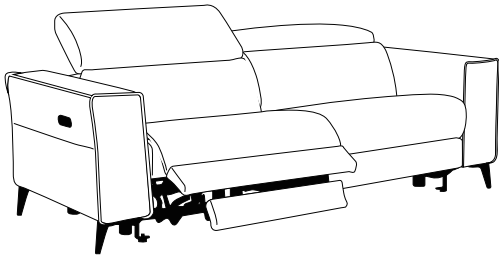
Assemble Instruction

ITEM



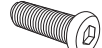

E9193

DESC.

RECLINER LOVESEAT

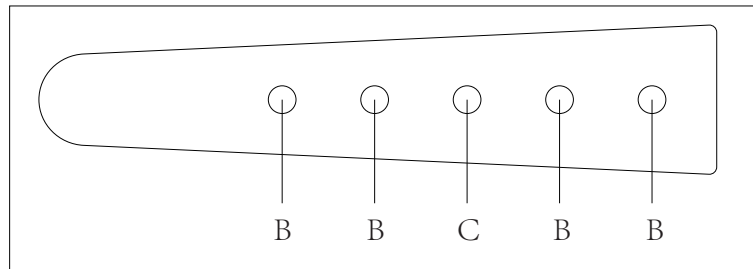
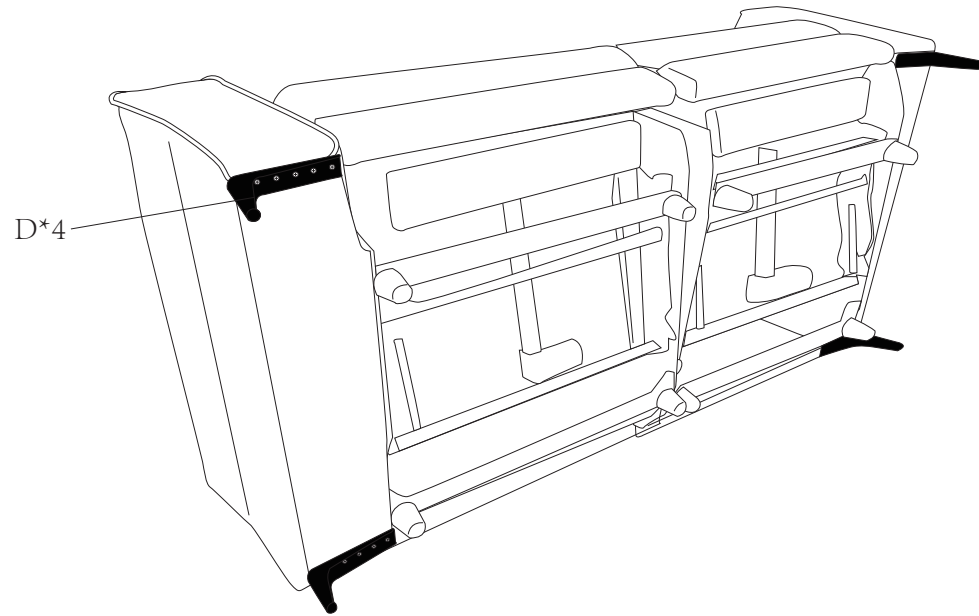


Accessories list

NO	NAME	PIC	QTY	NO	NAME	PIC	QTY
A	Loveseat		1				
B	Self-tapping screws		16				
C	Self-tapping screws		4				
D	Sofa legs		4				



Note: Assemble needs at least 2 people



Connect sofa legs(D) by tightening Screws(C) through the third hole on sofa leg to the position hole on sofa. Using the self-tapping screws(B) for other hole on sofa legs.

