

KENDI


Assemble Instruction

ITEM

E9112


DESC.

Sectional



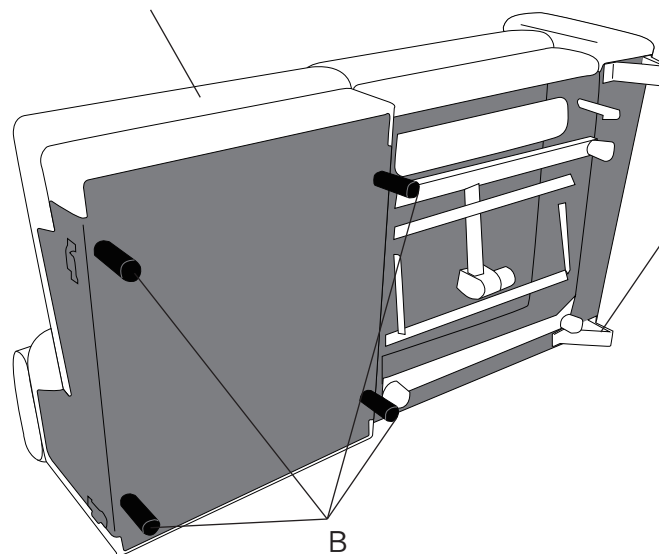
Accessories list

NO	NAME	PIC	QTY	NO	NAME	PIC	QTY
A	"V" Sofa Legs		4				
B	Middle legs		6				
C	"L" Sofa Legs		1				
D	WRENCH		1				
E	SCREWS GASKET		10				
F	Self-tapping screws		10				
G	screws		9				

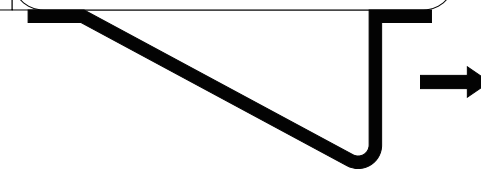


Note: Assemble needs at least 2 people

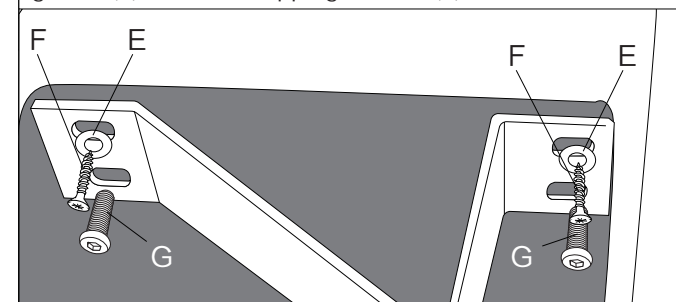
Assemble Middle legs(B)*4 for armless seater



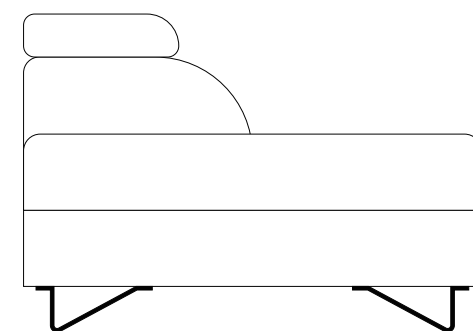
Assemble "V" sofa legs(A)*2 for armrest seater as below:



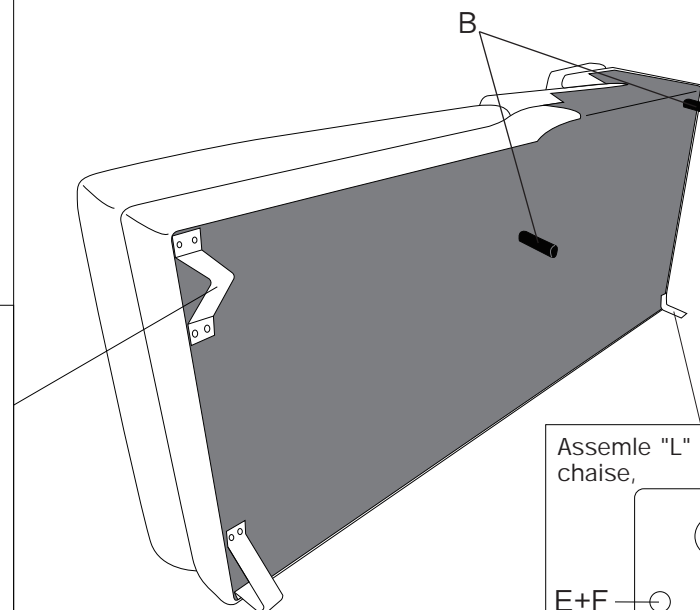
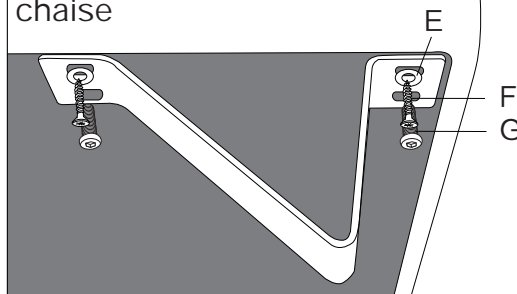
Connect sofa legs through the second screws hole by screws(G) and through the first hole by screws gasket(E) and self-tapping screws(F) as below:



Assemble Middle legs(B)*4 for chaise



Assemble "V" sofa legs(A)*2 for chaise



Assemble "L" sofa legs(C) for chaise,

