









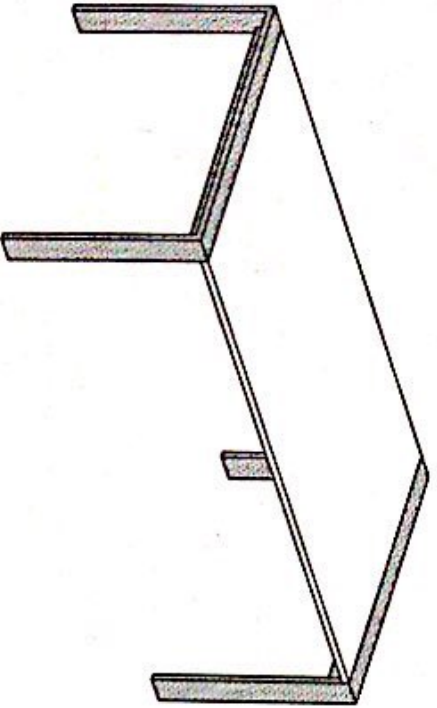
ASSEMBLY INSTRUCTION

ITEM#: BN-2T-2.0

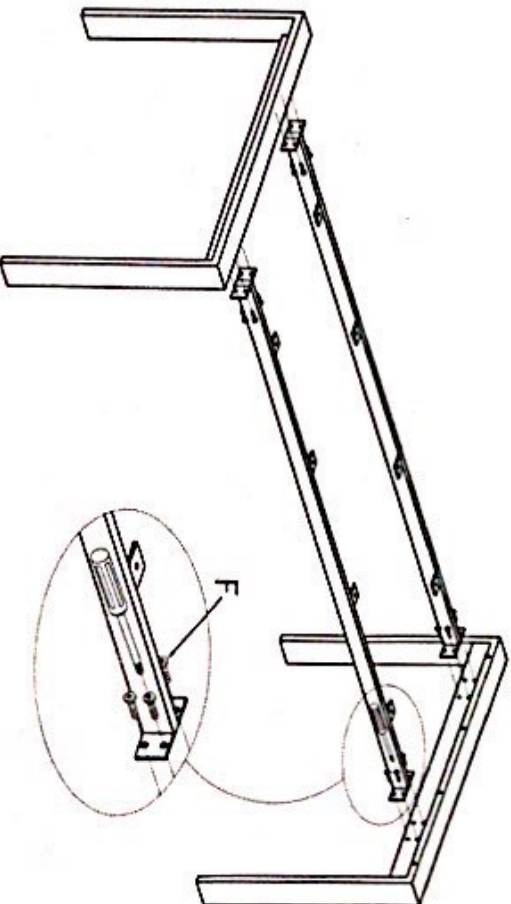
P: 1/1

NO.	Design	Size	Qty	NO.	Design	Size	Qty
A		M8*90mm	8	B		M8	8
C		M8	8	D		8*17*1.2	8
E		14mm	1	F		M8*15	16
G		M8*20	8	H		φ38	8
I				J			
K				L			
M				N			
O				P			
Q				R			
S				T			

Finish



Step. 1



Step. 2

