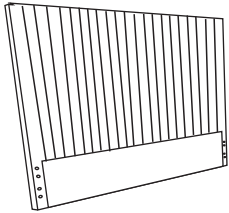
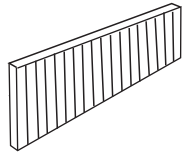


# JY-653 PARTLIST

① Headboard 1pc



② Footboard 1pc



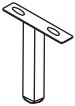
③ Slats x 1pc



④ Side Rail x 2pcs




⑤ Support Leg x 4pcs



⑥ Leg x 4pcs



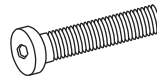
⑦ Bracket x 2pcs



# HARDWARE LIST

King

(A) Bolt M8x30mmx20pcs



(B) Nut M8x 8pcs



(C) Spring WasherX28pcs




(D) Flat WasherX28pcs



(E) Allen Key M5 x 1pc



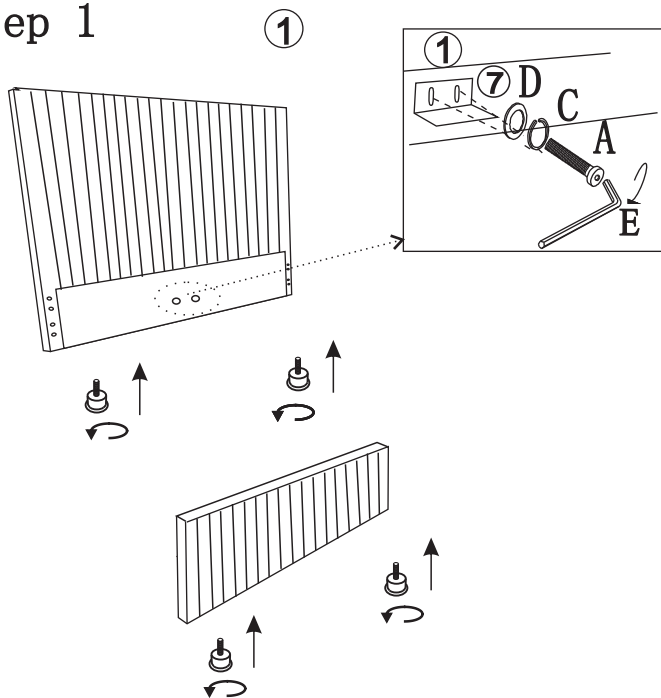
(F) BoltM8 x 40mm x 8pcs



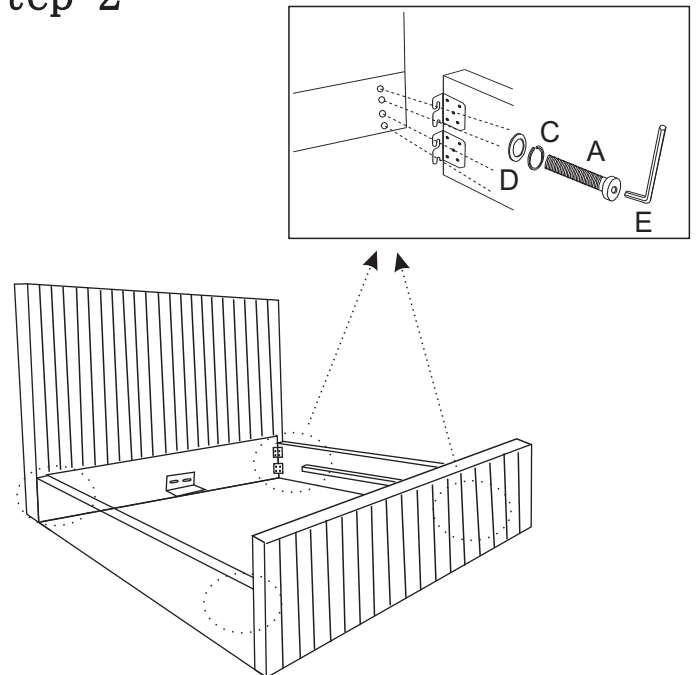
(G) Spanner x 1pc



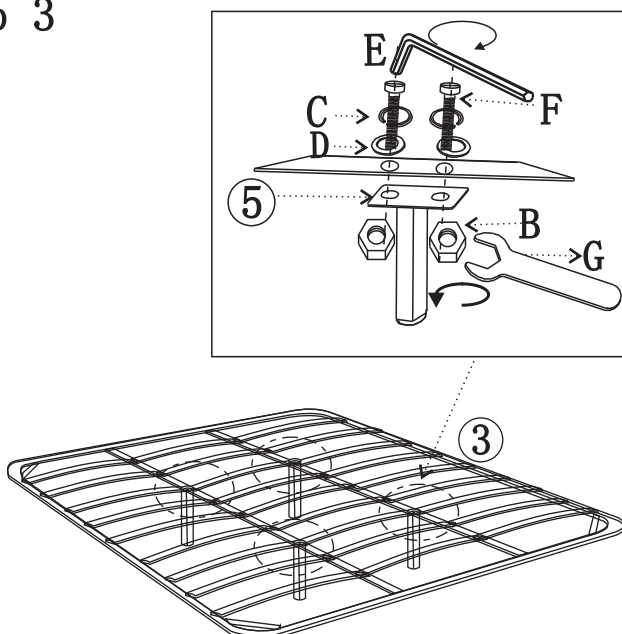
## Step 1



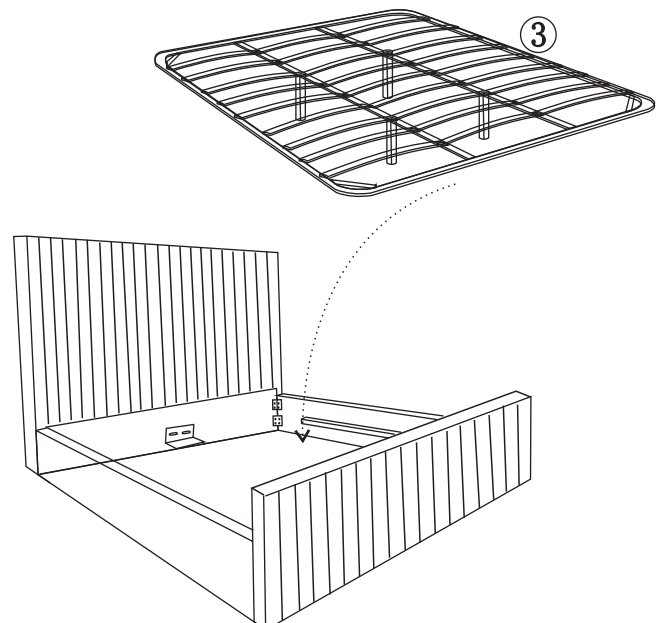
## Step 2



## Step 3



## Step 4

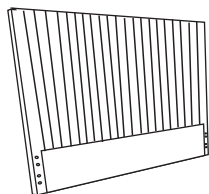


# JY-653 PARTLIST

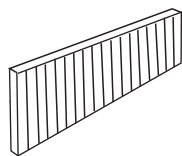
# HARDWARE LIST

Queen

① Headboard 1pc



② Footboard 1pc



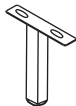
③ Slats x 1pc



④ Side Rail x 2pcs



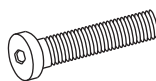
⑤ Support Leg x 2pcs



⑥ Leg x 4pcs



(A) Bolt M8x30mmx16pcs



(B) Nut M8x 4pcs



(C) Spring WasherX20pcs



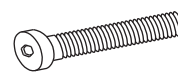
(D) Flat WasherX20pcs



(E) Allen Key M5 x 1pc



(F) BoltM8 x 40mm x 4pcs

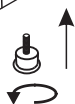




(G) Spanner x 1pc

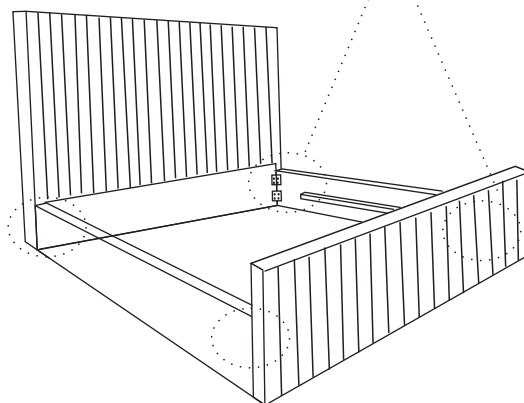
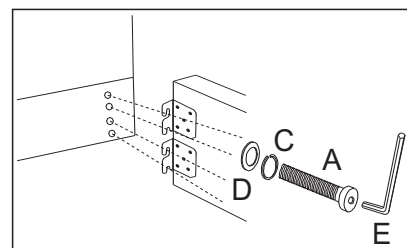


Step 1

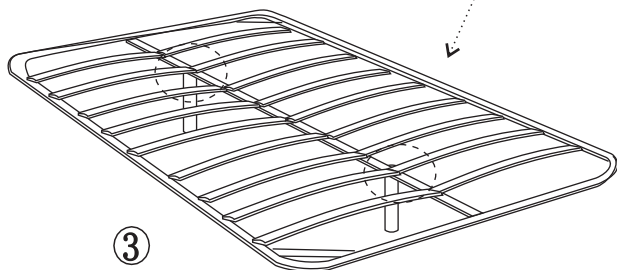
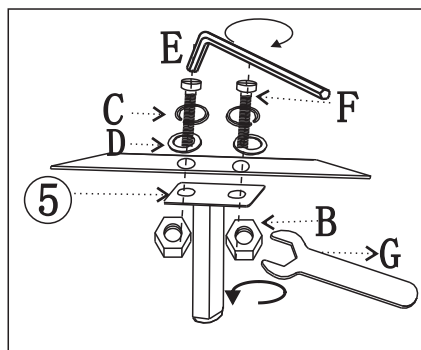
①



Step 2



Step 3



Step 4

