



4615 Alcoa Ave  
Vernon, CA 90058  
Phone: 323-588-7434  
Fax: (323) 588-7441

# ZCBT-9504

## BAR TABLE

### ASSEMBLY INSTRUCTION

VIG FURNITURE



**[www.vigfurniture.com](http://www.vigfurniture.com)**

# Assembly Instruction

## Assembly Tips:

1. Remove hardware from box and sort by size.
2. Please check to see that all hardware and parts are present prior start of assembly.
3. Please follow attached instructions in the same sequence as numbered to assure fast & easy assembly.



### Warning!

1. Don't attempt to repair or modify parts that are broken or defective. Please contact the store immediately
2. This product is for home use only and not intended for commercial establishment



ASSEMBLY TIME PER UNIT: 20 MINUTES

## PARTS IDENTIFICATION

## HARDWARE PACKAGE

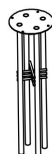
### B1: top marble

**A Marble Top**



**1PC**

**B pillars**



**1 PCS**

**C base**



**1PC**

NO.	A	B	C	D	E	F	G
SIZE				MSX20	MSX40		
DIAGRAM							
QTY	1	1	1	4	4	8	1

Hardware pack is located in B

[www.vigfurniture.com](http://www.vigfurniture.com)

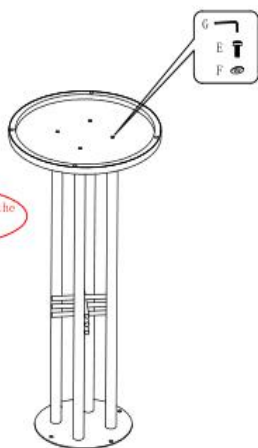
Item No:78725

## ASSEMBLY INSTRUCTION

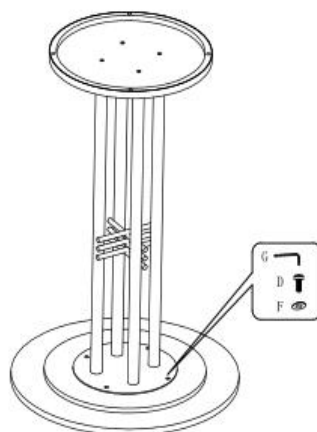
### STEP:1

SETP1


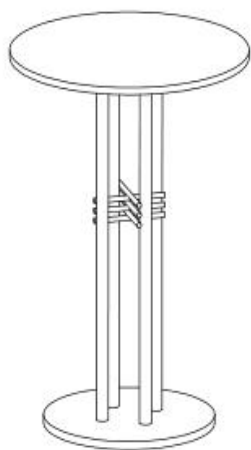
Noticed : install the  
base upside down .



### STEP:2



### STEP:3



[www.vigfurniture.com](http://www.vigfurniture.com)