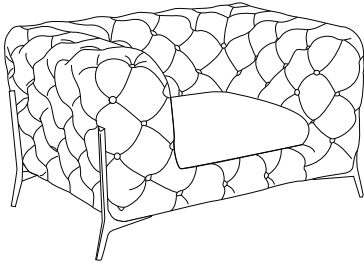


# KENDI

## Assemble Instruction


ITEM K8520

DESC. CHAIR



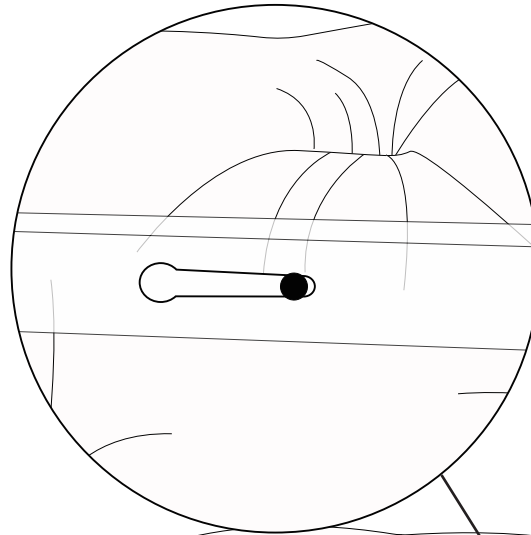
### Accessories list

NO	NAME	PIC	QTY	NO	NAME	PIC	QTY
A	Chair		1				
B	Self-tapping screws		4				
C	Screws		8				
D	Sofa Legs		4				
E	Gaskets		8				
F	WRENCH		1				



Note: Assemble needs at least 2 people

Step 1: Align the hole of the sofa legs with the screw on the sofa, then push sofa legs upward along the screws hole till the sofa legs fixed.



Step 2: Connect the sofa legs by using Self tapping screws(B), Screws(C) and Gaskets(E)

