






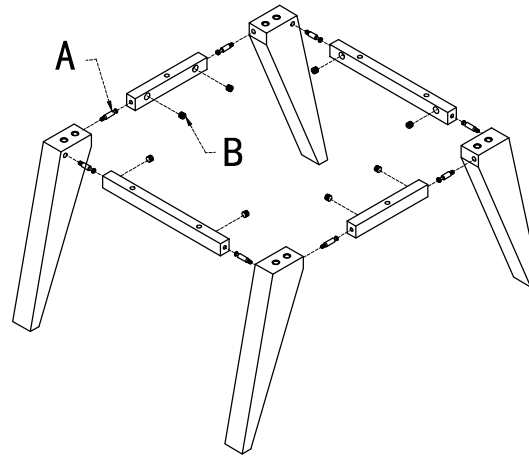
# ASSEMBLY INSTRUCTION

ITEM#:VIG141101B

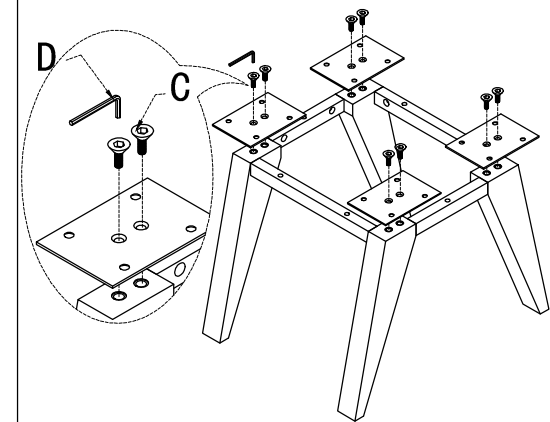
P: 1/1

NO.	Design	Size	Qty
A		L=34	8
B		φ15	8
C		M8*15	24
D		5mm	1
E		M8*30	6
F			
G			
H			
I			
J			


Step. 1



Step. 2



Finish



Step. 3

