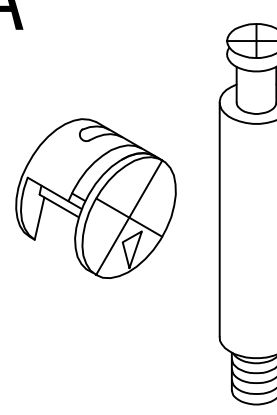
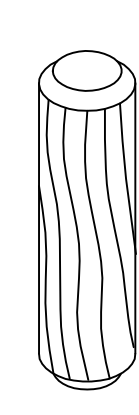
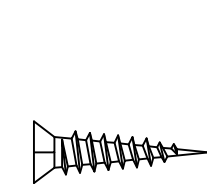
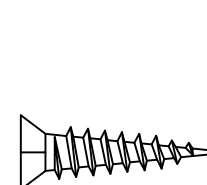
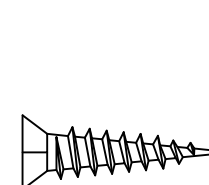
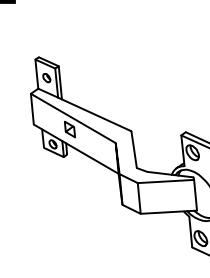
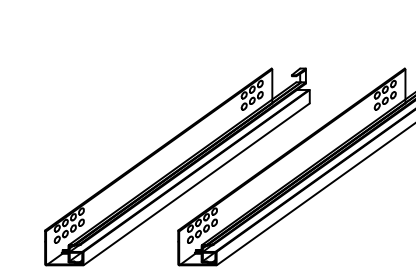
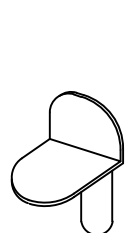


NO	PARTS LIST	QTY
1	Face plate (1500*432*18)	1 PC
2	Bottom plate (1463*432*16)	1 PC
3	Side plate (557*432*16)	2 PCS
4	Side plate (540*409*16)	2 PCS
5	Back Crossband(540*200*16)	2 PCS
6	Door Board (574*448*18)	2 PCS
7	Leg (1268*96*16)	1 PC
8	Leg (372*96*16)	2 PCS
9	Face board of drawer (598*190*18)	3 PCS
10	Side board of drawer (350*110*16)	6 PCS
11	Tail board of drawer (542*110*16)	6 PCS
12	活动层板 (423*408*16)	2 PCS
13	Bottom board of drawer(552*318*3)	3 PCS
14	Back plate (550*341*5)	2 PCS
15	Back plate (550*410*5)	1 PC

<div>A</div>  <div>Big three parts 24pcs</div>	<div>B</div>  <div>8*30Wooden tenon 24pcs</div>	<div>C</div>  <div>4*15 Screw 40PCS</div>	<div>D</div>  <div>4*25 Screw 12 PCS</div>	<div>E</div>  <div>4*30 Screw 24 PCS</div>	<div>F</div>  <div>Door gemel 4 PCS</div>	<div>F</div>  <div>Drawer runner 3 PCS</div>	<div>H</div>  <div>Board 8 PCS</div>		
								NAME	AC 615-150
								SIZE	L1500*W450*H670