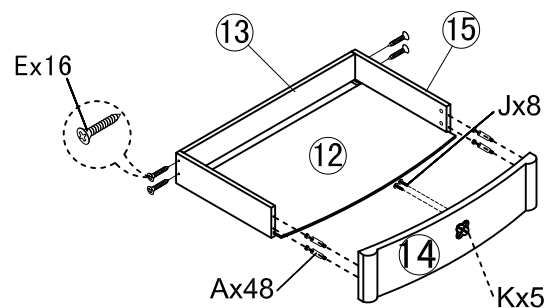
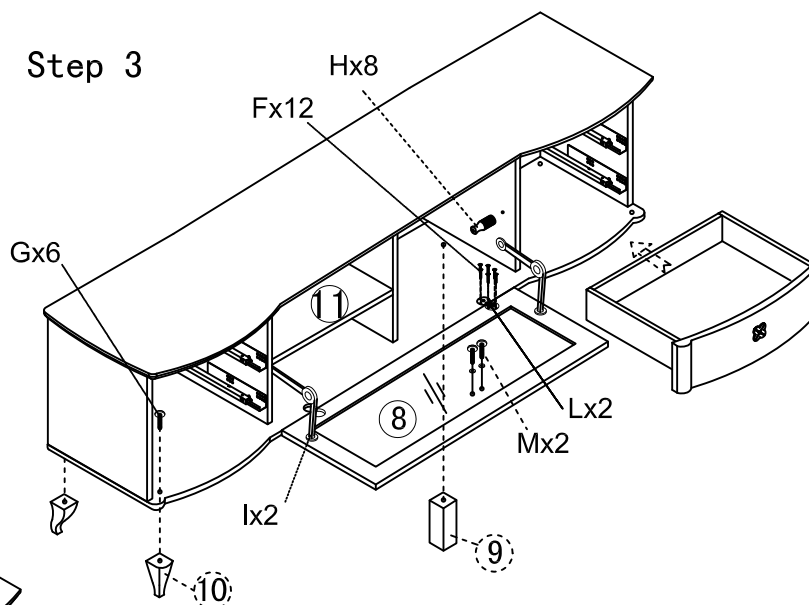


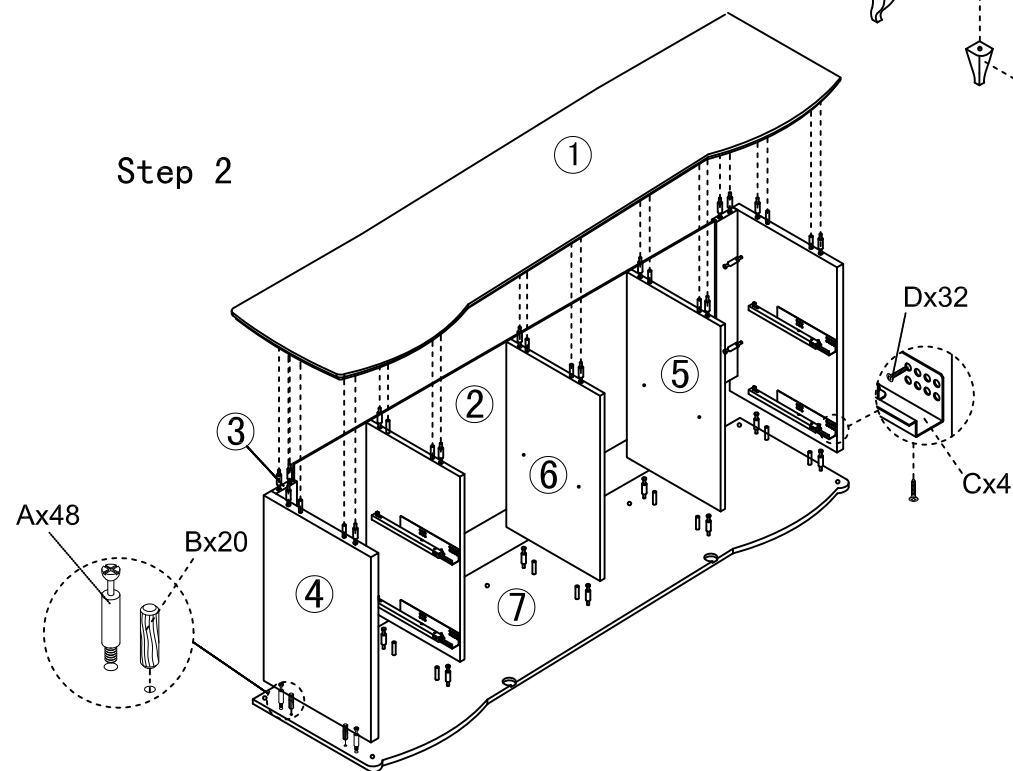
Step 1



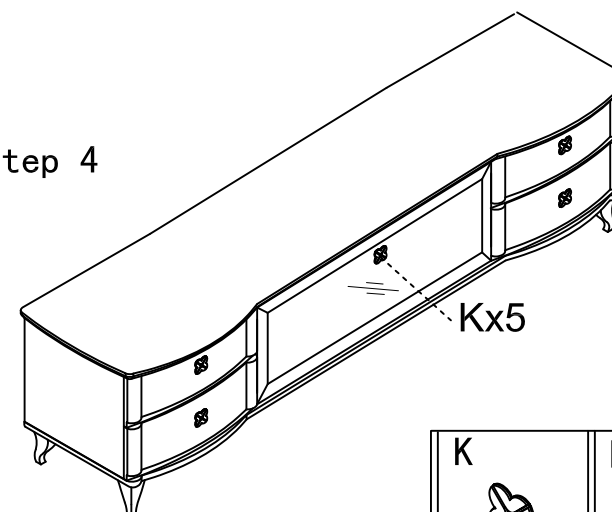
Step 3






Step 2













Step 4



NO.	PARTS LIST	QTY
1	Face plate (2204*500*25)	1 pc
2	Backboard (1906*396*5)	1 pc
3	Back plate (386*100*16)	2 pcs
4	Side plate (420*386*18)	2 pcs
5	Side Middle board (405*386*18)	2 pcs
6	Side Middle board (396*386*16)	1 pc
7	Bottom plate (2134*472*25)	1 pc
8	Door Board (1042*398*35)	1 pc
9	Leg1 (60*60*118)	2 pcs
10	Leg2 (60*60*120)	4 pcs
11	Shelf Board (505*396*18)	2 pcs
12	Bottom board of drawer (483*379*5)	4 pcs
13	Tail board of drawer (473*110*16)	4 pcs
14	Face board of drawer (541*190*33)	4 pcs
15	Side board of drawer (356*110*16)	8 pcs

<p>K</p>  <p>Handle 5pcs</p>	<p>L</p>  <p>Door gemel 2 set</p>	<p>M</p>  <p>M4*12 Screw 2 pcs</p>
--	---	--

										<table><tr><td>NAME</td><td>AK551-220</td></tr><tr><td>SIZE</td><td>2200*500*556</td></tr></table>		NAME	AK551-220	SIZE	2200*500*556
NAME	AK551-220														
SIZE	2200*500*556														
big three parts 48 set	ø8*30 wooden tenon 20pcs	Self-closing Runner 4Set	Ø3.5*15 Screw 24 pcs	Ø4*30 Screw 16 pcs	Ø4*20 Screw 12 pcs	M8*40 Screw 6 Pcs	Shelf Support 4 Pcs	hydraulic support 2Set	M4*25 Screw 8 pcs						