





VERSION: 167D ASSEMBLY INSTRUCTION

SETTING FITTINGS DR-167D-01-A

FITTINGS	SPEC.	AMOUNT	FITTINGS	SPEC.	AMOUNT
A	 M8x50	8pcs	B	 ϕ 17x ϕ 8x2	8pcs
C	 ϕ 12x12	8pcs	D	 6mm	1pcs

