







SETTING FITTINGS				DR-153A	
FITTINGS	SPEC.	AMOUNT	FITTINGS	SPEC.	AMOUNT
A	 M8x360	2pcs	B		1pcs
C	 M8	3pcs	D	 $\phi 20 \times \phi 10 \times 2$	3pcs
E	 $\phi 12 \times 10$	2pcs	F	 M8x270	1pcs

