







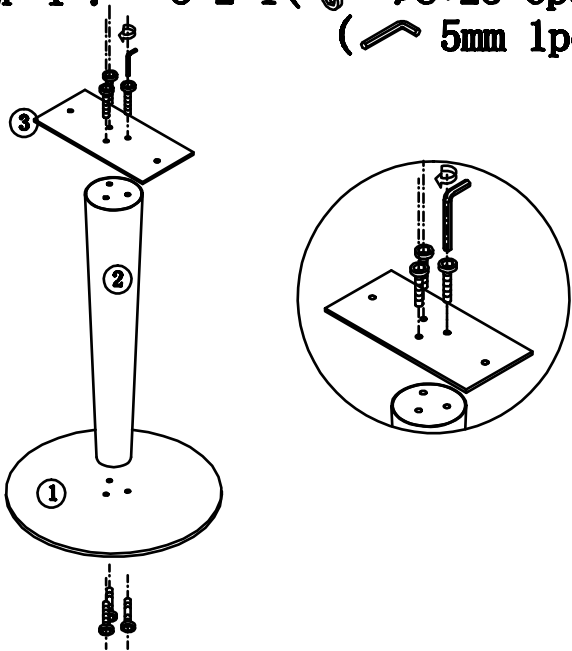


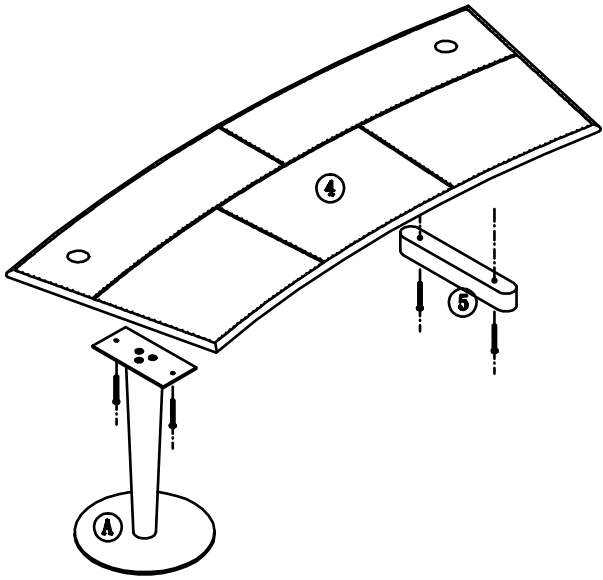


NO.	PART DIAGRAM	PART SIZE	Q. T. Y
A		M8*25	8
B		M8*80	2
C		5mm	1
D		φ70*25	1
E		φ70*25	1
F		φ450*9	1
①	X1	②	X1
④	X1	⑤	X1

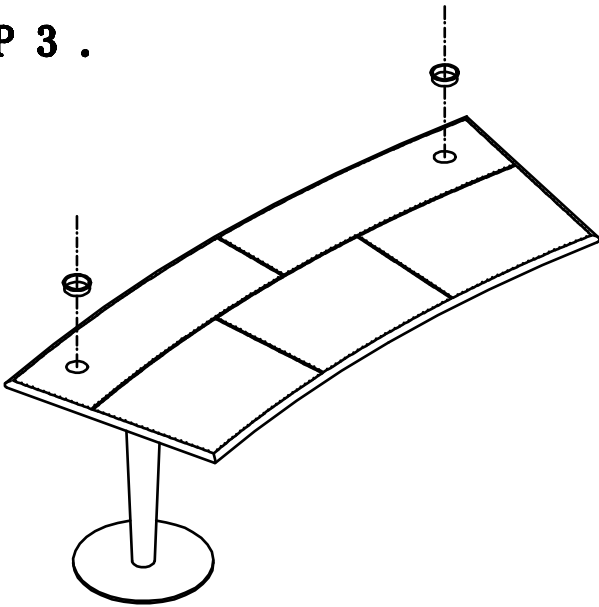
STEP 1 . 3-2-1 ( φ8*25 6pcs)
( 5mm 1pcs)



STEP 2 . A-4 ( φ8*25 2pcs)
5-4 ( φ8*80 2pcs)



STEP 3 .



STEP 4 .

