















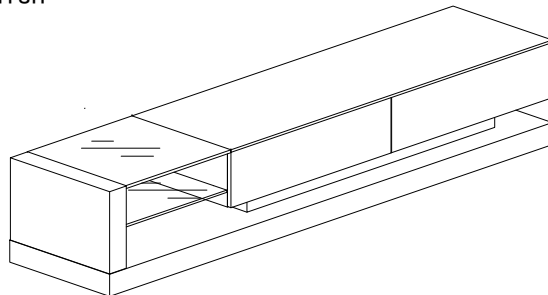
ASSEMBLY INSTRUCTION

ITEM#: MF1317A

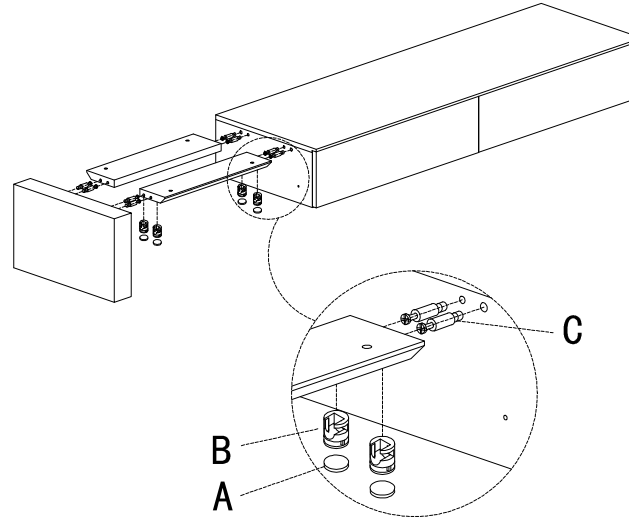
P: 1/1

N0.	Design	Size	Qty
A			8
B		Ø15	8
C		L=34	8
D		Ø8*30	2
E		5mm	1
F		M8*80	2
G		10*20*1.2	10
H		M8*150	8
I		M8*30	5
J		60*25	5
K		M8*18	8
L		30	4
M			4
N		3.5*14	4

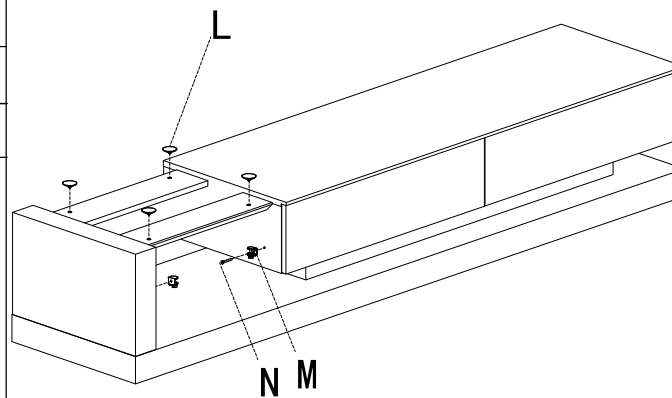
Finish



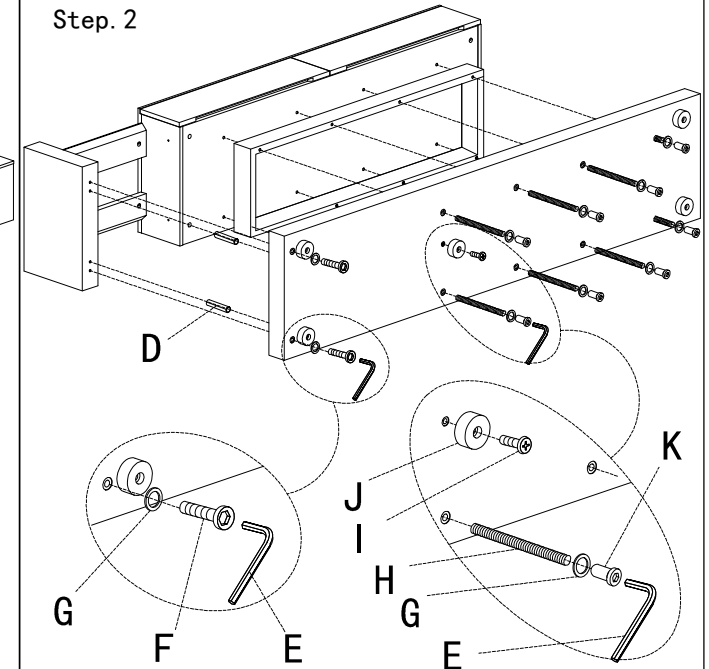
Step. 1



Step. 3



Step. 2



Step. 4

