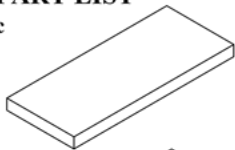
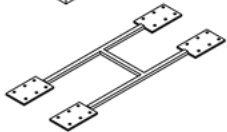


# PART LIST

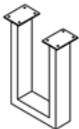
A = 1pc



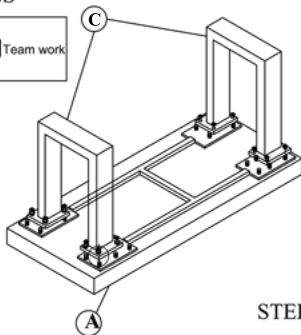
B = 1 PC



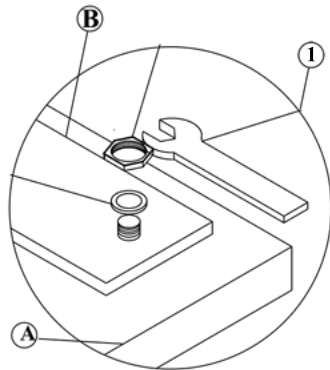
C = 2 PCS



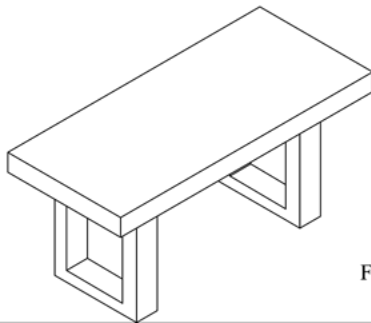
## ASSEMBLY INSTRUCTION FOR TABLE U-LEGS



STEP 1



No.	Hardware	q'ty
1	<p>Wrench</p>	1



FINISH