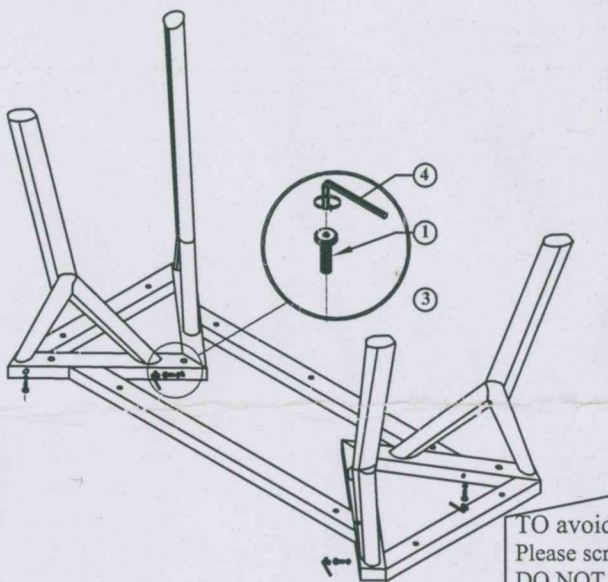
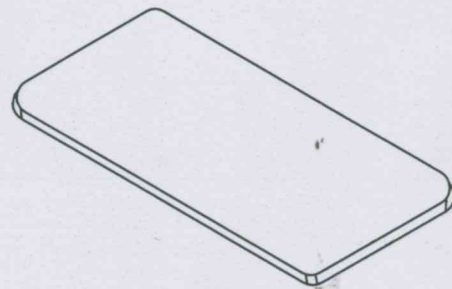
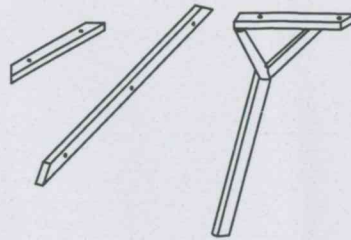


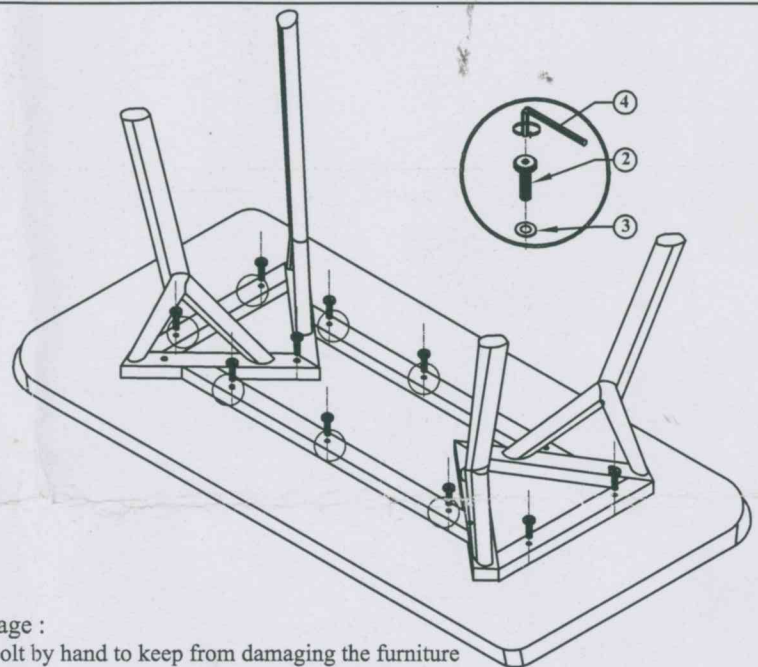
VGG770200

DINING TABLE ASSEMBLY INSTRUCTION

No.	Hardware	Q.ty
①	Bolts M8x40	10
②	Bolts M8x50	18
③	M8xØ20	28
④	Key K4	01



STEP 1



STEP 2

TO avoid breakage :
Please screw or bolt by hand to keep from damaging the furniture
DO NOT use electric screwdrivers on any bolts as it will damage the top plate
No complaint will be considered if one or more components of this product are broken due to too strong screwing.



To clean surface use only water on a damp cloth.
Do not use window cleaners or cleaning abrasives as it will scratch the surface and could damage the protective coating.
Care instruction : Wipe with a soft, damp and clean cloth.